

GRC Insights™ Industry-Level Benchmark Reports

Insights from the world's largest repository of ethics and compliance data

Powered by millions of hotline reports collected by thousands of organizations worldwide, NAVEX Global's GRC Insights reports help you compare the effectiveness of your ethics and compliance program to your industry peers.




Key Benefits

The Most Reliable Benchmark Data in the Industry: With a proven methodology and over a million reports analyzed in our 2018 dataset alone, you can be confident in the insights gathered from our benchmark data.

Regularly Track the Impact of Program Initiatives: Determine which program initiatives are moving the needle to reduce risk and strengthen your corporate culture – and which aren't.

Engage Leadership in Compliance Efforts: Our board-ready reports communicate the trends that highlight program needs, demonstrate program effectiveness and can help secure resources necessary for improving results.

OUR BENCHMARK REPORT OPTIONS

	 Integrity Metrics™	 Integrity Diagnostics™	 Board Report
Benchmark data from organizations in your industry	✓	✓	✓
All industry data from the latest annual benchmark report	✓	✓	✓
Benchmark data from your incident management system		✓	✓
Delivery Format	PDF	PDF	PowerPoint & Excel

Standard Benchmark Metrics Included:

- » Reports per 100 Employees
- » Allegations per 100 Employees
- » Anonymous Reports
- » Follow-ups to Anonymous Reports
- » Overall Substantiated Reports
- » Substantiated Named Reports
- » Substantiated Anonymous Reports
- » Case Closure Time (In Days)
- » Reports Submitted via Hotline
- » Reports Submitted via Web
- » Reports Submitted via Other
- » Accounting, Auditing & Financial Reporting
- » Business Integrity
- » HR, Diversity & Workplace Respect
- » Environment, Health & Safety
- » Misuse, Misappropriation of Corporate Assets

Benchmarking Data Methodology

NAVEX Global's GRC Insights team queries, analyzes and filters millions of reports collected by our thousands of hotline and incident management customers to calculate our industry leading benchmarks. All data is anonymized and each metric is calculated at the organization-level before industry and all industry data points are calculated. To account for the inherent variation in cultures, environments and reporting methods, and ensure meaningful and accurate comparisons, our benchmark data is comprised of:

- » Organizations that received 10 or more reports in a given year
- » Medians to limit the impact of outliers
- » Ranges that cover the middle 80 percent of data points to further limit the impact outliers
- » Means to provide insights to the distribution of data around the median

ABOUT NAVEX GLOBAL

NAVEX Global provides a comprehensive suite of ethics and compliance software, content and services that help organizations protect their people, reputation and bottom line. Trusted by more than 13,000 customers, our solutions are informed by the largest ethics and compliance community in the world. For more information, visit www.navexglobal.com.